





Now that you have the Fresh Air...

## Experiment!







Take some time during your FREE DEMO to find out what the "Thunderstorm in a Box" can do.

<p>Freshen the Air Ducts</p> 	<ol style="list-style-type: none"><li>1. Place your Fresh Air near the Furnace/AC fresh air return.</li><li>2. Turn the Furnace/AC fan to "On" and run continuously.</li><li>3. Set the Air Purifier level on high</li><li>4. Let it run for six (6) to twelve (12) hours.</li><li>5. Built up odors, dust, dead skin and mold are greatly reduced!</li></ol>
<p>Freshen Your Bed</p> 	<ol style="list-style-type: none"><li>1. Upon rising turn back the bedcovers.</li><li>2. Place your Fresh Air on the bed facing the headboard.</li><li>3. Place the pillows on either side of the unit.</li><li>4. Place sheet over unit creating a "tent", leaving back uncovered, with air flowing through back of unit into tent.</li><li>5. Set Air Purifier on High or press Away button and run for one (1) to two (2) hours.</li><li>6. Dust mites are eliminated as their food supply is reduced!</li></ol>
<p>Sanitize the Bathroom</p> 	<ol style="list-style-type: none"><li>1. Set your Fresh Air in the bathroom as High as possible, on the counter or on the back of the commode.</li><li>2. Open cabinet drawers &amp; doors half way to allow air in.</li><li>3. Set Air Purifier on High or press Away button and run for two (2) hours.</li><li>4. Bacteria have been greatly reduced!</li></ol>
<p>Freshen Your Clothes Closet</p> 	<ol style="list-style-type: none"><li>1. Place your Fresh Air inside a clothes closet.</li><li>2. Separate the clothes (if necessary, remove half of the clothes and spread apart the ones that remain.).</li><li>3. Set Air Purifier on High or press Away button and run for one (1) hour.</li><li>4. Swap with the removed clothes to freshen them too.</li><li>5. Cuts down on our dry cleaning bills!</li></ol>




Questions? Call Us @



## Just A Few...Recipes for Fresh Air™ by EcoQuest

Action	Set Up	Time Required	Results – Check box
<b>Clean Out Air Ducts</b> 	Set unit near forced air intake, fan on low, and purifier on high. Close vents. Turn thermostat fan setting to "ON"	One Hour May take longer if ducts are dirty	Fresh smell, sanitized. YES <input type="checkbox"/> NO <input type="checkbox"/> Didn't Notice <input type="checkbox"/>
<b>Sanitize Bathroom</b> 	Leave FreshAir in each bathroom with the sanitizer on. Open shower stall, cabinets, drawers, and toilet seats. Close bathroom door and leave.	2 Hours	Purifier smell will be strong, telling you that the contamination levels have been greatly reduced. Bathroom sanitized. YES <input type="checkbox"/> NO <input type="checkbox"/> Didn't Notice <input type="checkbox"/>
<b>Freshen Your Bedding</b> 	Put FreshAir under the covers of your bed; fan & purifier on high. Leave back of unit uncovered or put under laundry basket.	2 Hours	The purifier will freshen bedding as if sheets had been hung out on the clothesline. It will also greatly reduce dust mites. YES <input type="checkbox"/> NO <input type="checkbox"/> Didn't Notice <input type="checkbox"/>
<b>Deodorize Your Clothes and Closets</b> 	Leave FreshAir, purifier on high, fan midrange, in your closet. If the clothes are crammed together, remove half of the clothes and spread apart the ones that remain. Then swap.	1– 1½ Hours	The unit will clean out the cigarette smoke, musty odors, smells, etc., from the clothes and closets. YES <input type="checkbox"/> NO <input type="checkbox"/> Didn't Notice <input type="checkbox"/>
<b>Sanitize Your Kitchen</b> 	FreshAir fan and purifier on high. Aim at Sink or Range, Oven door open, put in Pantry, aim into under-sink cabinet	1 to 2 Hours	Your Kitchen Sink and Range are now Sanitized YES <input type="checkbox"/> NO <input type="checkbox"/> Didn't Notice <input type="checkbox"/>
<b>Freshen Your Car/Truck</b> 	Using a grounded cord, leave FreshAir in vehicle with fan & purifier on high. For best results run vehicle A/C on re-circulate for ½ hr.	4 to 6 Hours or overnight	Stale odors are miraculously vanished YES <input type="checkbox"/> NO <input type="checkbox"/> Didn't Notice <input type="checkbox"/>
<b>Freshen Your Basement or Garage</b>	Set FreshAir with both settings on high.	Overnight – two nights for excess mold and mildew	Purifier smell will be strong, which would indicate that the contaminant and musty odor levels have been greatly reduced. YES <input type="checkbox"/> NO <input type="checkbox"/> Didn't Notice <input type="checkbox"/>

### Quick n' Fun Tests....

<b>The Onion Test</b> 	Rub a slice of onion on the back of your hand and then hold your hand in front of the FreshAir with purifier on maximum, Fan at half power.	90 seconds	The smell should be 90% to 100% GONE YES <input type="checkbox"/> NO <input type="checkbox"/> Didn't Notice <input type="checkbox"/>
<b>The Ammonia Test</b> 	Put a spot of wet ammonia on a piece of cloth or paper towel. Hold in front of the FreshAir; Place the purifier knob on high, fan on low, position.	1 - 1½ minutes	Smell the one that was NOT treated. Now smell the one that was. Compare the difference. There should be no trace of ammonia smell. YES <input type="checkbox"/> NO <input type="checkbox"/> Didn't Notice <input type="checkbox"/>
<b>The Tennis Shoe Test</b> 	Find a pair of dirty, smelly tennis shoes. Whew!! Set fan low, purifier high	30 minutes	Wow!! What a difference YES <input type="checkbox"/> NO <input type="checkbox"/> Didn't Notice <input type="checkbox"/>